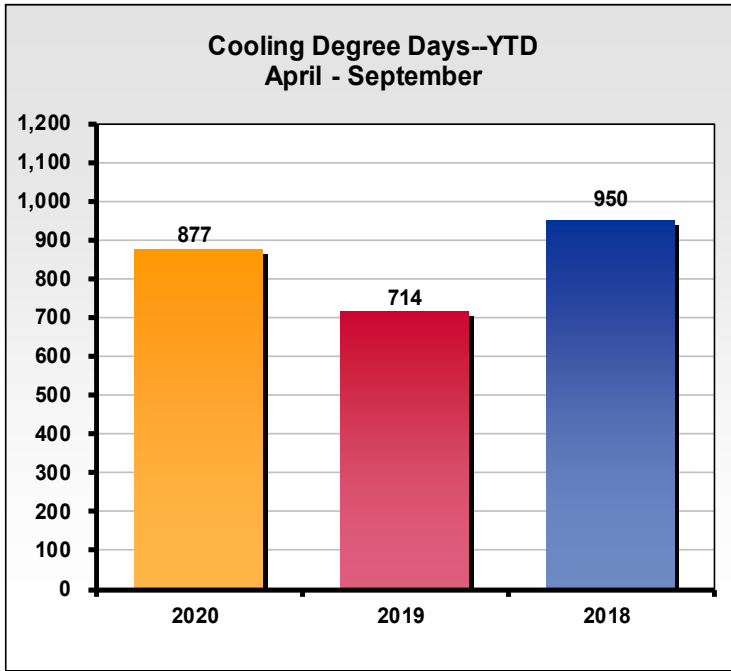


# Weather Data September 2020

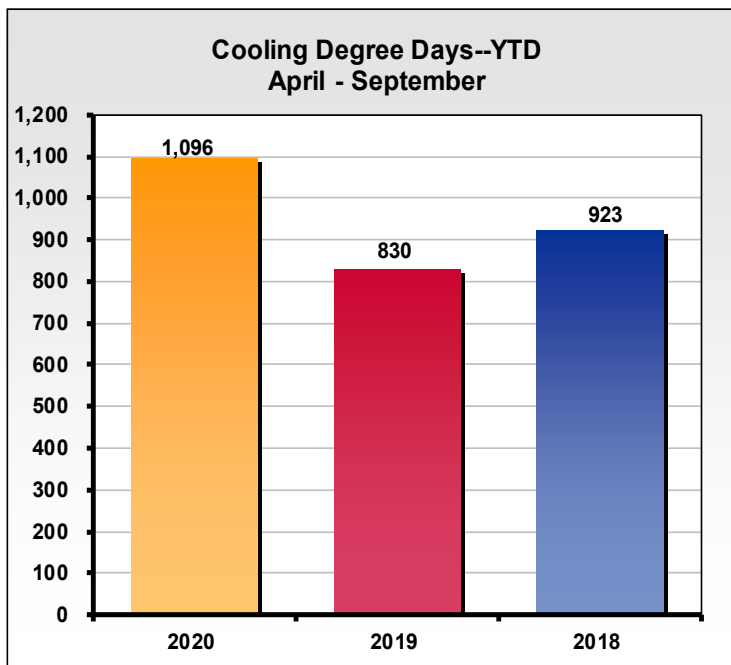
## Huron



Weather Statistics for the Month	
Average Temperature:	61.5
Depart from Normal:	-0.2
High Temperature:	88 on 2
Low Temperature:	34 on 10
Average Wind Speed:	9.4
Precipitation:	0.65
Depart from Normal:	-1.81

Monthly Cooling Degree Days			
	2020	2019	2018
April	0	0	2
May	11	13	120
June	245	159	219
July	312	289	263
August	253	155	227
September	56	98	119
<b>Total</b>	<b>877</b>	<b>714</b>	<b>950</b>

## Sioux Falls



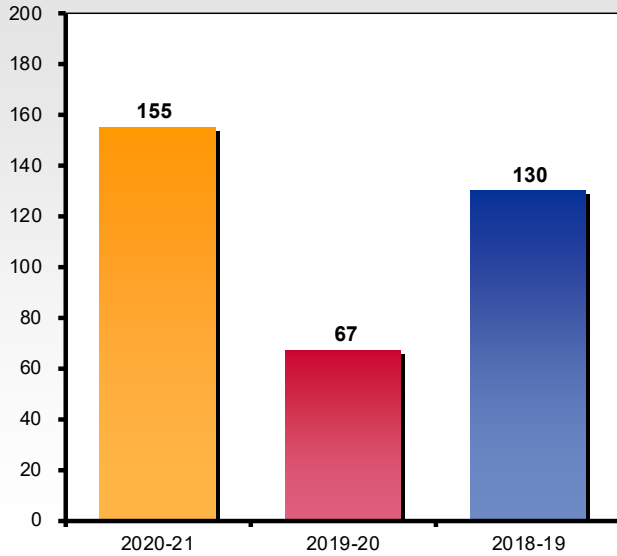
Weather Statistics for the Month	
Average Temperature:	63.7
Depart from Normal:	2.4
High Temperature:	91 on 6
Low Temperature:	41 on 17
Average Wind Speed:	9.6
Precipitation:	0.42
Depart from Normal:	-2.35

Monthly Cooling Degree Days			
	2020	2019	2018
April	0	2	7
May	20	13	97
June	309	189	224
July	364	324	261
August	315	178	220
September	88	124	114
<b>Total</b>	<b>1096</b>	<b>830</b>	<b>923</b>

# Weather Data September 2020

## Huron

Heating Degree Days--YTD  
September



Weather Statistics for the Month

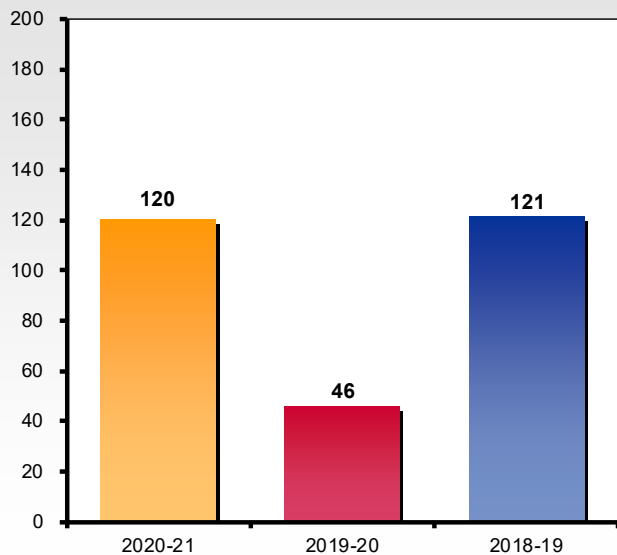
Average Temperature:	61.5
Depart from Normal:	-0.2
High Temperature:	88 on 2
Low Temperature:	34 on 10
Average Wind Speed:	9.4
Precipitation:	0.65
Depart from Normal:	-1.81

Monthly Heating Degree Days

	2020-2021	2019-2020	2018-2019
September	155	67	130
October		698	650
November		979	1101
December		1336	1257
January		1471	1590
February		1312	1673
March		873	1241
April		620	604
May		271	344
<b>Total</b>	<b>155</b>	<b>7627</b>	<b>8590</b>

## Sioux Falls

Heating Degree Days--YTD  
September



Weather Statistics for the Month

Average Temperature:	63.7
Depart from Normal:	2.4
High Temperature:	91 on 6
Low Temperature:	41 on 17
Average Wind Speed:	9.6
Precipitation:	0.42
Depart from Normal:	-2.35

Monthly Heating Degree Days

	2020-2021	2019-2020	2018-2019
September	120	46	121
October		621	593
November		977	1053
December		1261	1198
January		1377	1486
February		1202	1510
March		818	1089
April		581	537
May		232	307
<b>Total</b>	<b>120</b>	<b>7115</b>	<b>7894</b>