

# Central Electric

Your Touchstone Energy® Partner




## Cooperative Connections

AUGUST 2017 VOL. 18 NO. 4

# Reaching Out

Page 8-9

**Ag Equipment Manufacturers  
Contacted About Line Safety**



# Keeping Our Voice Heard



**Ken Schlingen**  
General Manager

Just last month, Central Electric sent six high school junior students to Washington D.C. for the annual Youth Tour. They had the opportunity to explore our nation's capital, make lasting friendships, learn a bit about how our government operates and see the impact electric cooperatives have on the legislative process.

Twice I have chaperoned the South Dakota Youth Tour Delegation. Most, if not all of these kids, are from

small rural communities, and for a few, it is the first time they have traveled outside of our great state.

The purpose of the youth tour is to educate future leaders about cooperatives and to expose them to our country's political process. Just maybe, these young adults will be a future voice for cooperatives, agriculture, or healthcare among other important issues.

It is easy to get upset or disappointed about regulations, or legislation that negatively impacts us. We must remember that we are in a country where we have the right to visit our nation's capital, send an email or make a phone call to express our concerns. It is the duty of our elected officials to listen to our voices.

One recent example of our involvement in the legislative process started in 2014 when the Environmental Protection Agency proposed a plan to cut carbon emissions from power plants. The Clean Power Plan would have had a dramatic effect on your electric rates. Since that time, you and representatives

**Just maybe, these young adults will be a future voice for cooperatives, agriculture, or healthcare among other important issues.**

of your electric cooperative have been raising our voices and expressing our concerns.

On March 28, 2017, President Trump signed an executive order directing the EPA to review the Clean Power Plan and establish a process to repeal or revise the rule. Your cooperative has been asking for more time and

flexibility to meet the goals of the CPP, and this executive order provides us with that.

This action does not change your cooperative's efforts to find a way to continue to provide reliable electric energy in a more carbon constrained future. Our power supplier, Basin Electric, is actively seeking solutions that reduce our carbon footprint, recognizing that coal, natural gas, and renewable energy are important parts of our energy portfolio now and in the future.

Electric cooperatives were born in politics. Our success can be traced to one of innovation, strength in numbers, and making sure our voice is heard in Washington, D.C.

This year's Youth Tour delegation representing Central Electric were Olivia Hanten, Ashley Henglefeldt, Hunter Gregory, Jessica Burghardt, Madison Hetland and Catherine Bechen. If they are like past participants in the Youth Tour, their perspective is forever changed.

You and I can be very proud of what your cooperative has accomplished over the past 70 plus years. At the same time, we look forward to a bright future and listening for the voices of these future leaders.



Youth Tour delegation had the opportunity to visit with South Dakota's US Congress representatives while in Washington, D.C.

# Central Electric Cooperative Connections

(USPS 018-963)

General Manager - Ken Schlimgen

Managing Editor - Courtney J. Deinert

Assistant Editor - Patrick Soukup

President - Duane Wolbrink

Vice President - Todd VanWalleghen

Secretary - Bernetta Burghardt

Treasurer - James Headley

*Central Electric Cooperative Connections* is published monthly by Central Electric Cooperative PO Box 850, 25487 403rd Ave, Mitchell SD 57301. Families subscribe to Cooperative Connections as part of their electric cooperative membership. Central Electric Cooperative Connections purpose is to provide reliable, helpful information to electric cooperative members on matters pertaining to rural electrification and better rural living.

Subscription information: Electric cooperative members devote 25 cents from their monthly electric payments for a subscription. Nonmember subscriptions are available for \$12 annually. Periodical Postage Paid at Mitchell, SD 57301 and at additional mailing offices. POSTMASTER: Send address changes to Central Electric Cooperative Connections, PO Box 850, Mitchell SD 57301 TELEPHONE (605)996-7516 or 1-800-477-2892; FAX (605)996-0869; e-mail cec@centralec.coop. Design assistance by TDG Communications, Deadwood.

## Office Hours

Monday through Friday,  
8:00 a.m. to 4:30 p.m.

24 - Hour Service  
1-605-996-7516 or  
1-800-477-2892

[www.centralec.coop](http://www.centralec.coop)



## Mission Statement

*Provide Reliable Energy &  
Services with a Commitment to  
Safety and Member Satisfaction*

This institution is an equal  
opportunity provider and employer.

## Co-op News

# AG APPRECIATION DAY



Ag Appreciation Day • Wednesday, Aug. 9, 2017  
W.H. Lyon Fairgrounds, Sioux Falls, SD

Free Admission with ticket\* until 1:00 pm  
Free Lunch 11:00 a.m. - 1:00 p.m.

*\*We have a limited number of free tickets available for  
members to pick up at the Betts Road Service Center.*

Gate Sponsored by



## Employee Years of Service

Daren Hoffer  
August 1 - 17 years

Patrick Soukup  
August 17 - 2 years

Doug Schley  
August 26 - 32 years

*Thank you for all you do for the cooperative and our members!*



# Summer Electrical Safety Tips

**It's important to remember** while enjoying the summer weather, while outside or around the home, that there could be a variety of electrical hazards lingering. While not obvious at first, these issues could cause very serious (and potentially fatal) injury through electric shock.

Below is a list of common outdoor and indoor hazards to be aware of this summer.

## Outdoor Electrical Safety Power Line Safety

Stay away from power lines with your body, toys, sticks or anything an electrical current could travel down. Power lines transport extremely high voltage electrical energy. Venturing too close to a power line can create an opportunity for the electricity to flow to your body or object resulting in serious injury. If you see a fallen power line, call your local electric cooperative or 911 immediately.

## Outdoor Electrical Receptacles

Ensure all your outdoor electrical receptacles around the exterior of your home or shed are covered, clean and dry. If water or dirt enters the outlet it can result in electrical surges and shocks when the outlet is next used. Receptacle covers can be purchased at most home renovation retail stores.

## Water and Outdoor Electrical Devices

Keep all power cords, string lights and electrical devices away from ponds, swimming pools, hot tubs or sprinklers. Summer can lend itself to a lot of splashing and water flying through the air. If water comes into contact with an electrical device, there is a high risk of electrical shock. Do your best to keep electrical devices at a distance from the pool and water fights.

## Indoor Electrical Safety GFCI Outlets

Ensure that you have GFCI's (ground fault circuit interrupter) outlets installed in certain areas of your home – namely rooms with running water (bathroom, kitchen, garage, basement, pool rooms, etc.). These outlets can prevent electrical shock from happening with specially designed safety mechanisms.

## Circuit Breaker Use

In an emergency, know where your circuit breakers are and how to turn them off safely. When a panicked situation occurs, it can be easy to become confused and flustered. If you are knowledgeable interacting with your circuit breaker, you will be more confident in the event of an emergency.

## Portable Fan Safety


Before plugging in a fan, make sure that it is clean and there are no wires frayed or damaged. Oscillating fans are often stored for most of the year. During storage, power cords can become damaged and electrical wires exposed. Exposed wires leave you vulnerable to electrical shock when the fan is plugged in again.

## Air Conditioning Unit Safety

Be sure to have any portable air conditioning units securely positioned and electrical cords tucked away. These are tripping hazards that can lead to either electrical shock or a heavy unit falling down. It's also important to follow the manufacturers instructions on maintaining and servicing the unit to prevent damage to the home's electrical system and personal injury.

It is important to be aware of potential electrical hazards in order to identify and avoid them.

Source: [www.expertelectric.ca](http://www.expertelectric.ca)



## Kids' Corner Safety Poster

**"Don't fly kites near power lines."**

**Sara Bertram, 8 years old**

*Sara is the daughter of Erin and Kari Bertram, Corsica, S.D. They are members of Douglas Electric Cooperative, Armour, S.D.*

Kids, send your drawing with an electrical safety tip to your local electric cooperative (address found on Page 3). If your poster is published, you'll receive a prize. All entries must include your name, age, mailing address and the names of your parents. Colored drawings are encouraged.

# Succulent Salads



## Peach Jello Salad

- |   |                                       |
|---|---------------------------------------|
| 1-1/2 cups crushed Ritz crackers                    | 1 (29 oz.) can sliced peaches         |
| 1/2 cup margarine, melted                           | 1 (8 oz.) pkg. cream cheese, softened |
| 3/4 cup plus 4 T. sugar, divided                    | 1 T. milk                             |
| 2 (3 oz.) boxes peach jello                         | 3/4 cup whipped topping               |
| Juice from peaches plus water to equal 3 cups total |                                       |

Mix cracker crumbs, margarine and 4 T. sugar together; press into a 9x13-inch pan. Bake at 350°F. for 10 minutes. Cool. Boil juice from peaches and water. Stir in jello to dissolve. Chill until slightly congealed. Cream together cream cheese, remaining sugar and milk. Fold in whipped topping. Spread on cooled crust. Lay peaches on top. Pour congealed jello over peaches. Chill until set.

**Debbie Hinman, Carter**

## Coleslaw

- |  |                            |
|--|----------------------------|
| 6 to 7 cups chopped cabbage, carrots, red or green pepper, celery or onion | 1/2 cup water              |
|  | 1/2 cup white wine vinegar |
|  | 1 cup sugar                |

Place chopped vegetables in bowl. Boil water, vinegar and sugar; pour hot mixture over all. Refrigerate. Keeps up to 1 month in refrigerator.

**Jan Nelson, Belle Fourche**

## Mom's Cranberry Salad

- |  |                      |
|--|----------------------|
| 1 quart cranberries, grind when frozen | 1 cup hot water      |
| 2 cups sugar                           | 1 cup ground celery  |
| 1 pkg. orange jello                    | 2 cups ground apples |

Combine cranberries and sugar; let stand overnight. Dissolve jello in hot water; chill until thickened. Stir in cranberries, celery and apples. May substitute lemon jello.

**Verna Nelson, Wakonda**

## Blueberry Salad

- |                                      |   |
|--------------------------------------|---|
| 1 (21 oz.) can blueberry pie filling | 1 (14 oz.) can sweetened condensed milk |
| 1 can crushed pineapple, drained     | 1 (8 oz.) container Cool Whip           |
| 1 can mandarin oranges, drained      |   |

Combine all ingredients; refrigerate.

**Alberta Olson, Piedmont**

## Greek Pasta Salad with Cucumber Yogurt Dressing

- |  |  |
|--|--|
| 1/2 cup cucumber, peeled, seeded and diced | 1/2 tsp. Sicilian sea salt                 |
| 1/2 cup plain Greek nonfat yogurt          | 8 oz. pasta, such as cellentani or gemelli |
| 2 T. light mayonnaise                      | 2 cups broccoli florets                    |
| 1 tsp. lemon juice                         | 1 cup heirloom cherry tomatoes, quartered  |
| 1 tsp. garlic powder                       | 1/4 cup thinly sliced red onion            |
| 1 tsp. dill weed                           | 1/4 cup pitted Kalamata olives, quartered  |
| 1/2 tsp. oregano                           | 2 T. crumbled feta cheese                  |

For dressing, place cucumber, yogurt, mayonnaise, lemon juice, garlic powder, dill, oregano and sea salt in blender container; cover. Blend on high speed until smooth. Refrigerate until ready to use. For salad, cook pasta as directed on package, adding broccoli during the last 1 minute of cooking. Rinse under cold water; drain well. Place cooked pasta, broccoli, tomatoes and onions in large bowl. Add dressing; toss gently to coat. Top with olives and feta cheese. Serve immediately or refrigerate until ready to serve. Makes 8 servings

*Nutritional Information Per Serving: Calories 151, Total Fat 3g, Sodium 274mg, Cholesterol 2mg, Carbohydrates 25g, Dietary Fiber 2g, Protein 6g*

**Pictured, Cooperative Connections**

## Shoestring Potato Salad

- |                              |                        |
|------------------------------|------------------------|
| 1 cup salad dressing         | 1 cup diced celery     |
| 1/2 tsp. vinegar             | 1/2 diced green pepper |
| Salt and pepper to taste     | 3 oz. slivered almonds |
| 2 cups cooked, diced chicken | Shoestring potatoes    |
| 1 cup grated carrots         |                        |

Mix together salad dressing, vinegar, salt and pepper. Add next 5 ingredients; refrigerate overnight. Just before serving, add shoestring potatoes.

**Doris Miller, Brandon**

## Chicken Salad

- |                              |                              |
|------------------------------|------------------------------|
| 1 cup mayonnaise             | 2 green onions, chopped      |
| 1 tsp. paprika               | 1/2 cup minced green pepper  |
| 1 tsp. seasoned salt         | 1 cup chopped pecans         |
| 1-1/2 cups dried cranberries | 4 cups cubed, cooked chicken |
| 1 cup chopped celery         | Ground black pepper to taste |

In a medium bowl, mix together mayonnaise with paprika and seasoned salt. Blend in dried cranberries, celery, onion, bell pepper and pecans. Add chopped chicken; mix well. Season with black pepper to taste. Chill 1 hour.

**Courtney Reedy, Tea**

*Please send your favorite garden produce, pasta or slow cooker recipes to your local electric cooperative (address found on Page 3). Each recipe printed will be entered into a drawing for a prize in December 2017. All entries must include your name, mailing address, telephone number and cooperative name.*



# Tokata Youth Center Receives \$3,000 in Combined Cooperative Support

The Tokata Youth Center (TYC) received \$1,000 from Central Electric Cooperative, with additional matching donations of \$1,000 from Basin Electric Power Cooperative's Charitable Giving program and \$1,000 from CoBank's Sharing Success program. Funds will be used towards the construction of a new, permanent TYC facility in the heart of Fort Thompson. This \$3,000 cooperative donation will also be matched by a private donor.

The center currently operates out of a small, temporary building which is inadequate to meet the growing needs of the center and community. The location of the new center is within walking distance for a majority of the youth and families. TYC Director Aaron Vaughn hopes that the facility will not only be a home to the center but establish a "sense of community" in Fort Thompson as a local gathering place for programs and information.

Director Vaughn projected construction to begin later this year or early 2018, contingent upon funding.

## About Tokata Youth Center

Diamond Willow Ministries in Fort Thompson began operating the TYC in January 2015 after the local Boys and Girls Club ceased operation. The TYC provides a positive environment for tribal youth aged six to 18 years to develop culturally relevant character qualities, receive scholastic assistance and support in overcoming daily obstacles.

"I'm trying to work myself out of a job as fast as I can," stated Director Vaughn. His focus for the center is to form the next generation of community leaders. Teaching children



General Manager Ken Schlimgen presents the checks to Program Director Aaron Vaughn. Pictured with other TYC youth and staff.

how to share, resolve arguments, or even lose a friendly soccer game will help them develop the life skills needed for future leadership positions.

Fort Thompson is the primary community of the Crow Creek Sioux Reservation, where the poverty rate is 56% and the annual per capita income is just \$11,405. Forty-four percent of the tribal members are under the age of 18. Diamond Willow Ministries and the TYC are meeting a tremendous need while also creating an opportunity to impact the youth and their guardians as the majority of the population.

**Dakotafest**

August 15-17, 2017  
Schlaffman Farm • Mitchell, SD



**We'll see you there!**

The Touchstone Energy® Cooperatives of South Dakota Building  
Booth 215 on Dakotafest's Second Street

# Gaikowski Joins Springs Crew

Gene Gaikowski began employment with Central Electric on June 12 as a Journeyman Lineman on the Wessington Springs crew.

Gene previously taught at Mitchell Technical Institute in the Power Line Construction program for three years. He is no stranger to rural electric cooperatives; he's worked as a lineman at Verendrye Electric Co-op in North Dakota for five years and Carbon Power & Light, Inc. in Wyoming for five years. He's also served in the US Marine Corps and National Guard.

Gene states he's looking forward to both getting back into the field as a lineman and the opportunity to move back to Wessington Springs, which is his wife Loree's hometown. Gene, Loree, and their three children (Carter – 11, Nathan – 9, and Madilyn – 6) currently live in Parkston with plans to move to the Wessington Springs area.

In his spare time, Gene enjoys watching baseball with his kids, camping, hunting, fishing and other family activities.



---

## Solar Membership Survey to Be Conducted

Your cooperative wants to know what **YOU** think about solar energy!

In July through August, cooperative members will be contacted to complete a brief survey about solar energy. A third-party will complete this survey on behalf of Central Electric.

With increasing interest in solar energy, your cooperative needs your input on the future solar products or services that would be most beneficial to you.

We appreciate your participation and value your opinion!





# Reaching Out

## *Cooperative Resolution Seeks to Capture Attention of Equipment Manufacturers*

**I**N RECENT YEARS, THE BOARD OF DIRECTORS AT Charles Mix Electric Association in Lake Andes, S.D., had noticed an alarming and growing trend.

As agricultural equipment grew in size as new models were developed, it was getting dangerously close to power lines.

"In our case, at a board meeting, we were discussing a situation where an implement wound up in the line in our territory," said Russell Gall, general manager for the cooperative in south central South Dakota. "It was obviously a very large piece of equipment that got tangled up in the neutral."

The operator called the co-op immediately and stayed in the implement until the equipment could

be safely removed from the line.

As the board discussed the incident and the dangerous situation caused because of the equipment's size, they talked about what could be done. Co-ops were already engaged in providing safety reminders about using caution around electric lines.

But the board wanted to take it a step further. They wanted to deliver their concerns to the companies that were designing and creating the behemoths of machinery.

"The board agreed to develop a resolution that would instruct NRECA to start conversations with national equipment manufacturers to raise awareness of line heights and the scale of the equipment,"

**Brenda Kleinjan**





said Gall.

By June 1, 2016, the board had drawn up a resolution and submitted it to the National Rural Electric Cooperative Association so it could be considered at the organization's regional meetings held each fall. At the regional meetings, the nation's 900 electric cooperatives gather to approve resolutions that guide NRECA's work on behalf of the cooperatives.

"I was surprised during the discussion in the resolutions committee, almost everyone on the committee had a story at their local cooperative where they could point to an incident and say, 'yes, this is a problem,'" said Gall.

The resolution eventually wound its way through all 10 of the NRECA's regional meetings.

"The resolutions process is a cornerstone of NRECA's governance, and member resolutions provide key direction to NRECA," said Kirk Johnson, NRECA's Senior Vice President of Government Relations. "The democratic nature of the resolutions process gives every member a voice and helps ensure that NRECA adheres to the wishes of the membership. As resolutions get adopted, NRECA staff work to respond appropriately."

As the Charles Mix proposal made its way through the resolutions process, it became apparent this was not simply a rural South Dakota issue.

"From what I heard at the different regional meetings, there were concerns that this might be too big of an issue to take on, but that it was really important," Gall said.

Cooperatives aren't known to shy away from difficult situations.

Next, it headed to the association's annual meeting where all the cooperatives gather to review and debate the resolutions.

In February, delegates in San Diego approved the resolution.

"In the case of the resolution related to agriculture equipment, NRECA will be reaching out to a number of manufacturers this summer to express

**Among the resolutions considered by delegates to the NRECA annual meeting was one that originated in South Dakota regarding ag equipment and overhead power lines.**




Touchstone Energy® Cooperatives



## PoweringYourSafety.com

KNOW WHAT TO DO IF YOU HIT A POWER LINE




### STAY PUT

If your equipment contacts a power line, stay inside. **DO NOT EXIT. Call 911.**



### JUMP CLEAR

If you must exit due to a fire, jump from the equipment so that no part of your body touches the equipment and ground at the same time. Hop or shuffle with your feet together at least 40 feet away.



### STAY AWAY

When you are clear of the area, call for help and keep others away. **DO NOT** approach your vehicle again until utility crews and emergency responders tell you it is safe.

the members' concerns about the increasing height of equipment and the safety dangers associated with that additional height," said Johnson.

It's the start that the CME board envisioned.

"We hope with this resolution that it brings these safety concerns with the size of equipment to the manufacturers so they keep it in the forefront of their minds when designing this large equipment," Gall said.

# Operation Round-Up In Your Community

## Chamberlain Fire Department



L-R: Ken Schlinggen, Roger Campbell, Chief Kurt Kelsey

The Chamberlain Fire Department received a \$2,500 Operation Round-Up grant.

Funds were used towards purchasing personal protective gear and upgrades to the “jaws of life” extrication tools. Fire Chief Kurt Kelsey stated the “jaws” have been used twice this past month alone. A department fundraiser and community support have also been essential in allowing the department to upgrade that equipment.

The volunteer department consists of 33 firefighters, all of which are certified. They respond to calls as far north as Fort Thompson and east to Pukwana if needed.



## Kimball Swimming Pool

The Kimball Swimming Pool received a \$500 Operation Round-Up grant to purchase a backboard.

A backboard would be needed in emergency situations at the swimming pool. An injured person cannot be removed from water without being first secured to a backboard. This equipment allows the lifeguards on site to take action when seconds count.



Brule County Director Roger Campbell and General Manager Ken Schlinggen present check to Economic Development Director Anita Holan and some pool employees and guests

## Plankinton Park & Recreation Committee



The Plankinton Park and Recreation Committee received a \$1,000 grant from the Central Electric Cooperative Operation Round-Up program for ball field equipment.

With the funds, the committee was able to purchase a sock net for drills, field marker, and install gates to slow or stall traffic on the road near the playground equipment and concessions stand. The program serves approximately 100 youth. The new equipment and upgrades will allow for greater safety and assist the coaches in better serving the players.

Photo: Rochelle Fink accepts check from General Manager Ken Schlinggen. Pictured are the new field marker and installed gates to slow traffic near the playground equipment.



# YOUTH TOUR 2017



Six students represented Central Electric Cooperative recently during Youth Tour 2017 in Washington, D.C. During Youth Tour, over 1,500 students from across the country join in the nation's capital to learn about the cooperative business model, visit with legislation, and tour the city.

Attendees watch history come alive and form friendships that will last a lifetime.

Representatives from Central Electric were Ashley Henglefelt, Catherine Bechen, Madison Hetland, Hunter Gregory, Jessica Burghardt, and Olivia Hanten.

"It is amazing that you can do this for students every year," stated Henglefelt. Electric cooperatives sponsor this trip for their students each year as an investment in our communities' future leaders.





# Right On Target

## *4-H Youth Excel at Shooting, Archery Sports*

**S**TEADY CLICKS, SNAPS, THUMPS AND BANGS WERE heard as 4-H kids lined up, aimed and fired. They traveled from across the nation to compete in the National 4-H Shooting Sports Championships in Grand Island, Neb., and the Daisy BB Gun National Championships in Rogers, Ark. Hundreds of kids competed for their team and for their state. It was stiff competition, yet South Dakota has a winning reputation.

**Jocelyn Romey**

"The toughest competition we find in the nation is right here in South Dakota," said Sean Kruger, one of Pierre Junior Shooters' coaches.

Kruger, along with Jonathan Hays, coach a 4-H-based youth shooting club in Pierre, S.D., known as the Pierre Junior Shooters. Organized in the mid-1970s, this club is one of many across the nation and state that attracts shooting competitors ages 8 to 18 who are involved in 4-H. It also draws more than 50

kids each year to the Isaak Walton Youth Conservation Center in Pierre to practice shooting and receive safety instruction.

"Our first and No. 1 focus is firearm safety," Kruger said. "Before they ever handle a gun, they go through safety training and have to pass a safety test each year."

The club combines 4-H principles and education with a competitive structure, allowing the kids to compete in multiple area competitions along with the 4-H state and national events and the Daisy BB Gun National Championships.

On July 3, the Pierre Junior Shooters won the championship title and trophy during the 2017 Daisy BB Gun National Championships. Nine kids from the Pierre/Ft. Pierre area competed in this event – Jayce Beastrom, Jasmine Hays, Jessica Hays, Jenna Kruger, Austin Lesmann, Justin Merriman, Natalie Mohr, Alea







**Left:** A shooter takes aim during practice. **Opposite Page:** The Pierre Junior Shooters recently captured their eighth title at the Daisy BB Gun National Championships. Pictured are Natalie Mohr, Austin Lesmann, Jayce Beastro, Rylie Stoesser, Justin Merriman, Jasmine Hays, Jessica Hays, Alec Smith and Jenna Kruger. **Bottom:** The Walton County, Georgia, team sent a congratulations note. Sportsmanship is one of the skills learned. **Below:** The Pierre Junior Shooters will be adding "2017" to their listing of National Champions.



Smith and Rylie Stoesser. Seven kids competed in the team that brought home the trophy and two competed in Daisy's Match of Champions. These two were Jessica Hays and Alec Smith who competed in last year's Daisy national tournament. The kids chosen to represent the club in this competition must earn it by scoring the highest in BB gun shooting during the competitive season – March and April. Other club members are eligible to compete at the national 4-H shooting competition if they score high enough at the state level in air rifle, air pistol, .22 rifle, .22 pistol, archery, shotgun and muzzleloading.

Since 2004, the Pierre Junior Shooters club has won eight Daisy championships. This year, they competed against 70 teams nationwide, including three other South Dakota teams – Humboldt Sharpshooters from Hartford, Lake County 4-H Aces Gun Club from Madison and Marshall County 4-H Sharpshooters from Britton. According to Hays, this year's Daisy competition was the largest, with more teams participating than ever before.

Hays said the purpose behind the Pierre Junior Shooters club is to provide safe and correct shooting instruction to the kids. It's a controlled and safe environment to learn how to shoot as well as compete in local events and national competitions.

"They learn how to compete and be good sportsmen," Hays said. "It teaches them to be committed...and to have integrity."

After stating the benefits a club participant can receive, Hays said, "I want to make it understood that kids and guns do go together if they are taught properly. One hundred seventy-five competitors come into a school gym with guns and no one gets hurt. We are teaching them how to shoot and be safe. It has nothing to do with what is going on in the rest of the country right now."

Coach Rose Kraft of the Marshall County 4-H Sharpshooters which won the Daisy national competition in 2009, emphasized the importance of safety while teaching kids how to shoot. Then, she pointed out values that the kids gain by staying active in a shooting club.

"They learn how to self-advocate, talk to other groups, prepare themselves and focus," Kraft said. "We've had many people go through the program and they come back with top-notch communication and leadership skills. Overall, this prepares the kids for community leadership positions as adults."

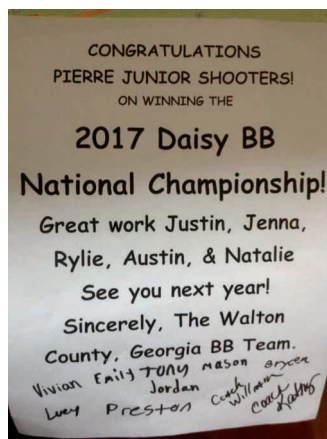
Darby Knoll is one young leader who competed in the 2017 National 4-H Shooting Sports Championships event held June 25-30, a few days before the Daisy national competition. Knoll represented Charles Mix Electric in Lake Andes, S.D., on the 2016 Youth Tour to Washington, D.C.

Knoll said, "I was honored to represent South Dakota this past week at the national shooting sports competition in Grand Island, Neb., in .22 pistol! It was an amazing trip with amazing people creating great memories!"

About 30 kids represented South Dakota during the national 4-H shooting competition. They competed in compound archery, recurve archery, air rifle, air pistol, .22 rifle, .22 pistol and shotgun.

Memories were made and good shots were taken at both competitions this year. After getting home from the 2017 Daisy competition, Kruger said, "We had a great group of kids. They considered each other teammates and family...they really supported each other."

Kruger also said that the competitions throughout the year taught the kids valuable lessons. He said they learn "important concepts that carry over into life...being able to recover from adverse situations and a bad shot."



**They learn how to compete  
and be good sportsmen.  
It teaches them to be committed  
and to have integrity.**



# Efficiency Tips for Outdoor Shops & Barns



**Patrick Soukup**

Manager of Member Services and Marketing

There are many benefits to having an energy efficient outdoor shop or barn. Aside from saving energy, an efficient outdoor building can keep the environment around your structure healthy and safe; save money on your water bill; keep your animals happier and healthier; and save you from costly structural repairs.

Whether you are looking to build a new structure, or make changes to an existing structure, there are many ways you can make your outdoor

shop or barn more energy efficient.

Are you planning to build a new structure on your property? Follow these tips to achieve energy efficiency:

- Location matters. If possible, carefully consider where you build your shop or barn. Consider drainage, sun exposure and how the building may affect your neighbors.
- Start with a sustainable design plan. A sustainable design plan, according to the U.S. General Services Administration, includes the ability to use environmentally preferable products; protect and conserve water; enhance indoor environmental quality; and optimize operational and maintenance practices.
- If you are hiring a contractor to help build your structure, make sure you look for companies who specialize in “green” buildings and energy efficient practices.
- Choose efficient building methods. Pole barns offer reliable shelter without costly excavation, concrete foundations or general site disruption.

Follow these tips to make energy efficient upgrades to an existing structure:

- Replace indoor lighting with energy efficient LED bulbs.
- Ensure your existing structure has adequate insulation levels.
- Choose outdoor lighting designed to be energy efficient, and install motion detectors to reduce energy consumption when not in use.

**Plant trees around your metal shed or barn. In colder climates, trees act as a windbreak, and in warmer climates, trees have a natural cooling effect that can reduce temperatures in your metal building 3 to 6 degrees Fahrenheit.**

- Plant trees around your metal shed or barn. In colder climates, trees act as a windbreak, and in warmer climates, trees have a natural cooling effect that can reduce temperatures in your metal building 3 to 6 degrees Fahrenheit.

- Consider adding a ceiling fan to circulate air. Typically, there is a 2 degree Fahrenheit temperature increase for every one-foot increase in ceiling height. A ceiling fan can help keep warm air close to the ground in the winter, and circulate fresher, cooler air in the summer. Not only will this help with energy costs, it will also help keep the air in the building from becoming hot and stagnant, which will keep harmful bacteria from building and will keep insects at bay.

To learn more about how to make your outdoor shop or barn more energy efficient, contact the energy experts at Central Electric Cooperative.





# Central Electric Your Bryant HVAC Dealer



Heat Pump Systems

Air Conditioners

Duct Work Installation

Air to Air Heat Exchangers

Indoor Air Quality Solutions



Free Estimates - 24 Hour Service  
Financing Available  
Workmanship Guaranteed

**1-800-477-2892 or [www.centralec.coop](http://www.centralec.coop)**

## Energy Star Rebates

Members earn the following rebates on qualifying ENERGY STAR purchases:

Refrigerator	\$100
Freezer	\$100
Clothes Dryer	\$50
Dishwasher*	\$50
Clothes Washer*	\$50

\*qualifying appliances require  
an electric water heater in the home



Appliances do not need to be purchased from Central Electric Cooperative. However, the appliances do need to be on Central Electric's service.

To apply for a rebate, find the form at [www.centralec.coop](http://www.centralec.coop) or call 800-477-2892.



## Regional Dateline

### June thru September 23

#### Saturday

Farmer's Market and Flea Market, 8:30 a.m. to 12:30 p.m., Corner of 5th and Main St., Mitchell, SD, Contact Maria Payne 605-995-8048  
www.facebook/MitchellMarket

### July 19-22

Senior Games, Rapid City, SD  
Contact Kristi Lintz at 605-394-4168

### July 21-22

Senior Games, Brookings, SD  
Contact Traci Saugstad at 605-692-4492

### July 21-22

Storybook Land Festival  
Aberdeen, SD, 605-626-7015

### July 21-22

Rock-N-Rumble Motorcycle Rally, Yankton, SD  
605-665-3636

### July 21-23

Laura Ingalls Wilder Pageant "Little Town on the Prairie" 8 p.m., Pageant Site De Smet, SD, 605-203-0216

### July 22

Holy Smoke Car Show  
O'Gorman High School  
Sioux Falls, SD  
www.holysmokecarshow.org

### July 22-23

Annual Gem and Mineral Show  
Rushmore Plaza Civic Center  
Rapid City, SD, 605-269-2015

PHOTO COURTESY OF SOUTHEASTERN ELECTRIC COOPERATIVE



To have your event listed on this page, send complete information, including date, event, place and contact to your local electric cooperative. Include your name, address and daytime telephone number. Information must be submitted at least eight weeks prior to your event. Please call ahead to confirm date, time and location of event.

## Events of Special Note

### July 29

RSVP Outdoor Vendor and Craft Show, 9 a.m. to 2 p.m. Corner of 1st St. and Duff St. Mitchell, SD, 605-995-8441

### August 11-13

27th Annual Old Fashioned Threshing Show, Bahnson Farm, Humboldt, SD  
605-526-3459

### August 4-6

38th Annual Sioux River Folk Festival, Canton, SD  
605-261-7414

### August 4-13

Sioux Empire Fair  
Sioux Falls, SD, 605-367-7178

### August 10

Meat Goats and Growing Tomatoes in a Greenhouse  
Custer, SD, 605-254-5640  
www.sdspecialtyproducers.org

### August 11-12

Senior Games, Huron, SD  
Contact LaRon Clock at 605-353-8533

### August 12

Wing and Brew Festival  
Brookings, SD, 605-692-7539

### August 12-13

31st Annual Threshing Show  
Twin Brooks, SD  
605-432-9487

### August 14-20

Brown County Fair  
Aberdeen, SD, 605-626-7116

### August 17

Vineyard and SDSU Campus Gardens, Volga and Brookings, SD, 605-254-5640

### August 18-19

Southern Hills Music and Arts Festival, Custer, SD  
605-440-0640

### August 18-20

Black Hills Steam and Gas Threshing Bee, Sturgis, SD  
605-490-2024

### August 18-20

Riverboat Days, Yankton, SD  
605-665-1657

### August 18-27

Central States Fair  
Rapid City, SD, 605-355-3861  
www.centralstatesfair.com

### August 19

5th Annual Forestburg Melon Festival, 3 p.m., Bean bag toss, silent auction car show, kids activities live music, Forestburg, SD  
Find us on Facebook at ForestburgMelonFest

### August 19-20

Annual Threshing Bee  
Rosholt, SD, 605-537-4426  
www.rosholtthreshingbee.com

### August 24-27

Hugh Glass Rendezvous  
Lemmon, SD, 605-393-5832

### August 24-27

Prairie Village 55th Annual Steam Threshing Jamboree  
Madison, SD, 605-256-3644

### September 15-16

Holiday Arts Fall Craft Show  
Show, Friday 9 a.m. to 7 p.m. Saturday 9 a.m. to 5 p.m. Masonic Temple, Mitchell, SD  
605-248-2526